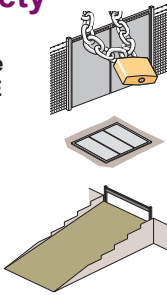


Safe & Well Guidance Notes

SLURRY PITS / EFFLUENT STORAGE

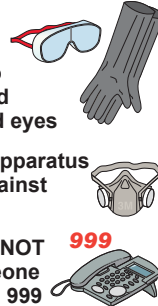
Principle Safety

- Slurry Pit Fencing, Gates & Covers are **LOCKED IN PLACE** to prevent access
- ENSURE vehicles cannot enter slurry storage areas at Scraping Points



People

- ENSURE protective equipment is worn to prevent ingestion and contact with skin and eyes
- ENSURE Breathing apparatus is worn to protect against inhaling fumes
- In an emergency **DO NOT** enter to rescue someone unless it is safe - call 999



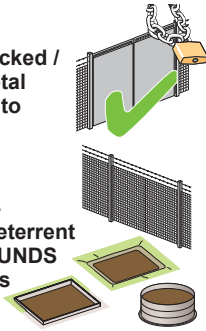
Gases

- ENSURE areas are well ventilated **DURING AGITATION**
- ENSURE Gas Warning signs are **IN PLACE**
- **HIGHLY FLAMMABLE** AVOID naked lights / flames
- **BEWARE** of gases given off during brown water flushing




Fencing

- Access Gates locked / secured with metal sheet / cladding to render them unclimbable
- Prevent access - ENSURE child deterrent Fencing **SURROUNDS** Slurry Pits, Tanks and Lagoons



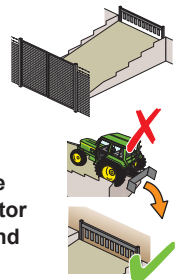
Fencing

- Spaces for suction pipe **SECURED**
- **MINIMUM HEIGHT** - 1.3 metres with barbed wire OR 2 metres without barbed wire
- Authorised Access Only signs **IN PLACE** (child proof)



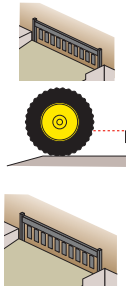
Scraping Ramps

- ENSURE a Fence or sheeted gate is across ramp
- ENSURE that a secure and suitable Barrier to stop tractor passing over the end ramp is **IN PLACE**



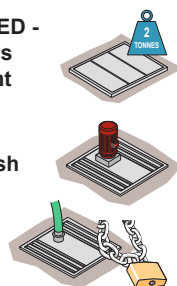
Scraping Ramps

- Barrier - vertical uprights 150mm x 75mm, horizontal barrier 1/3 height of rear tractor tyre
- ENSURE Swinging flaps attached to tractor stop rail



Below Ground Stores

- Strong Cover **FITTED** - able to take animals and vehicles weight
- No Gaps >75mm between slats / mesh alongside pumps
- Extraction pipes **SECURED**



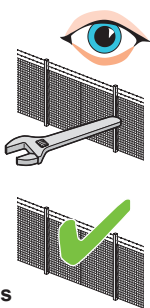
Below Ground Stores

- Authorised Access Only signs **IN PLACE**
- Covers - removable sections allow for rescue purposes (600mm sq)
- Sections are heavy, hinged and **SECURED**



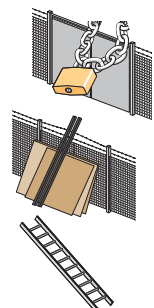
Maintenance

- **REGULARLY CHECK** integrity of fencing and gates (including the tension)
- ENSURE that there are no gaps allowing child access



Maintenance

- Keep gates **LOCKED** when **NOT IN USE**
- **DO NOT** stack materials against fence
- **REMOVE** access ladders from tanks when **NOT IN USE**



General

- Take **ALL** animals outside before mixing slurry
- Use outside mixing points first
- ENSURE an adult is outside when you enter building to get help if required
- If you have to re-enter leave as soon as possible. **DO NOT** go back in for at least 30 mins
- Do not stand close to exhaust when tanker is being filled





Sources of Information

<http://www.hse.gov.uk/agriculture/index.htm>

<http://www.nfuonline.com/home> (for health & safety support select Risk Management Services)

<http://dcfarmconnect.co.uk>

DCD website: www.dairycrestdirect.co.uk

Key Contacts

Company

Phone No.

Health and Safety Executive (HSE)

0845 300 9923 (RIDDOR accident reporting)

White Gold

0845 873 1410

Dairy Crest - Farm Business Unit

0800 121 4766

National Farmers Union (NFU)

024 7685 8500 or for members 0870 845 8458

DCD Office

01458 835060

General Questions

1. Have you assessed the risks on your farm?
2. Have you acted upon the results of your assessment?
3. Have you briefed your family, workers (including temporary or relief staff) and any contractors?
4. Have you displayed the **Guidance Notes?**
5. All involved in working on this farm, need to sign and date this form to confirm that they have read and understood the **GUIDANCE NOTES**, as all are responsible for a safe and working environment - as we all depend on each other!

Name

Signature

Date

Notes: Actions Taken



REMEMBER - RUSHING, FRUSTRATION, FATIGUE AND COMPLACENCY CAUSES ACCIDENTS!

YOUR FAMILY NEEDS YOU

